

User Manual

ROLINE HDMI over IP Extender 1080P Rx+Tx, 120m, w/IR

14.01.3641

Dear customer

Thank you for purchasing this product. For optimum performance and safety, please read these instructions carefully before connecting, operating or adjusting this product. Please keep this manual for future reference.

Introduction

With this HDMI™ video extender, you can extend HDMI™ signals or DVI signals (with an HDMI™-DVI adapter, not included) up to 120 m for Full HD video via a Cat5e/6 cable. An ideal solution for sharing a screen or projector over a LAN network, allowing a video source to be connected without a digital video output. IR signals from the remote control of the video source can also be redirected - perfect for controlling your video source from your video destination.

Features

- 3 extension modes: simple mode, allocation mode and infinite mode.
- Following TCP/IP standard
- Resolution up to 720p/1080i/1080p
- Max video bandwidth to 1.65Gbps/165MHz per channel (4.95Gbps all channels).
- CAT5e/6 cable needs to follow the standard of IEEE-568B
- Features IR return which enables you to control the video source from your video destination.

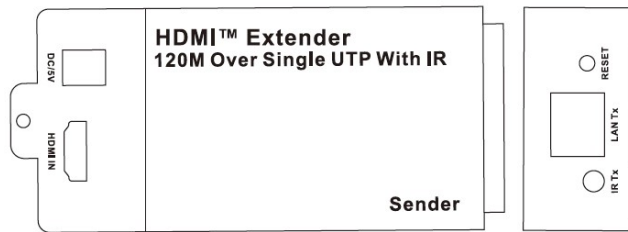
Package Content

- | | |
|-------------------------|----|
| 1) Main Unit – Sender | x1 |
| 2) Main Unit – Receiver | x1 |
| 3) User Manual | x1 |
| 4) IR Extender-Sender | x1 |
| 5) IR Extender-Receiver | x1 |
| 6) 5V DC Power Adapter | x2 |
| 7) Mounting Ears | x4 |

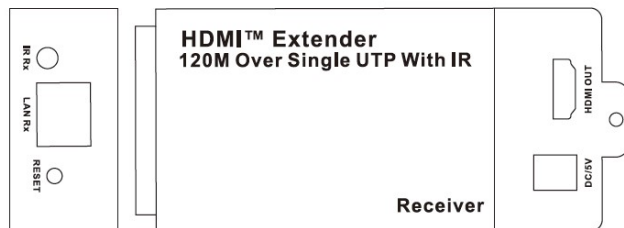
Specifications

Signal Input	HDMI Signal
Input Video Signal	0.5-1.0volts/p-p
Output Video	HDMI Signal
Transmission Distance (via Cat6 cable)	120m@1080p
Vertical Frequency Range	50/60Hz
Video Amplifier Bandwidth	Max up to 1.65Gbps/165MHz
Interlaced (50&60Hz)	1080i
Progressive(50&60Hz)	720p,1080p
Operating Temperature	0°C to +50°C
Operating Humidity	10% to 85 % RH (no condensation)
Storage Temperature	-10°C to +80°C
Storage Humidity	5% to 90 % RH (no condensation)
Power Supply	5V DC @2A
Power Consumption (Max)	8W
Extender Unit	CE
Power Supply	CE
Power Adapter	EU Standard

Panel Description



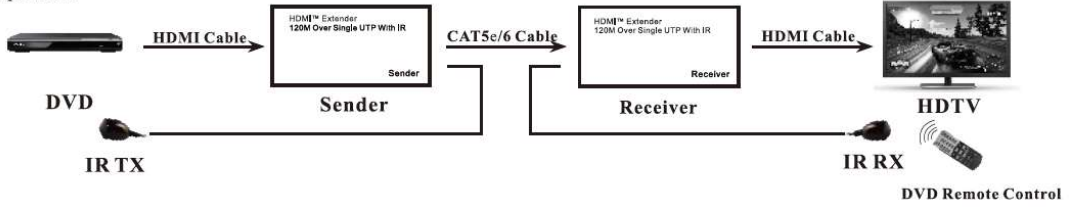
Sender



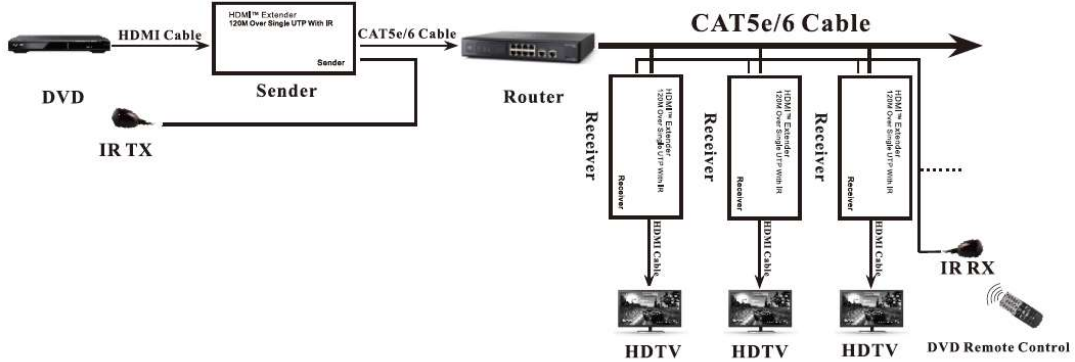
Receiver

Connection and Operation

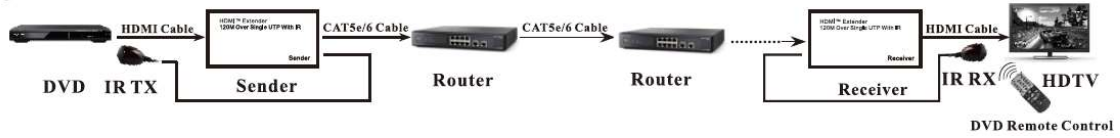
① Simple Mode



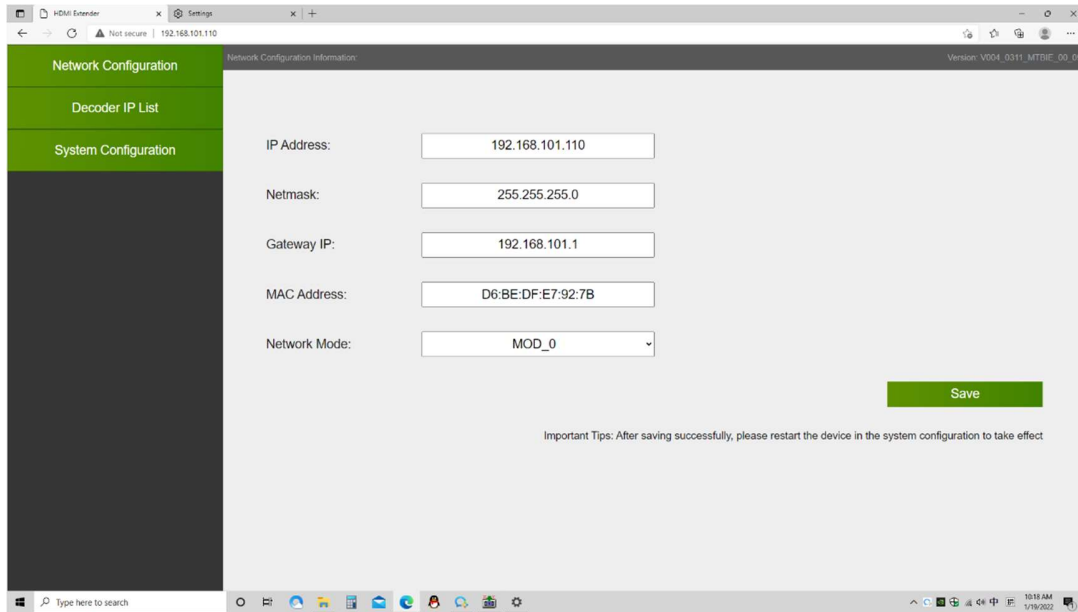
② Allocation Mode



③ Infinity Mode



IP address setting:



Note: the IP address of the sender is fix 192.168.101.110, and the IP address of the receiver is random.